

Iraq Stock Exchange



Trading Session Wednesday 29/5/2024 -

Traded Volume 725,917,347

ISX Index 60 907.33

Previous ISX Index60 908.35

Change % **-0.11**

Change **-1.02**

Listed Companies 103

Traded Companies 38

General Assembly Co. 4

Suspended Co. 2

Bulletin No (101) of 2024

Traded Value 730,621,935 Trades 488

ISX Index 15 1026.40

Previous ISX Index15 1028.80

Change % **-0.23**

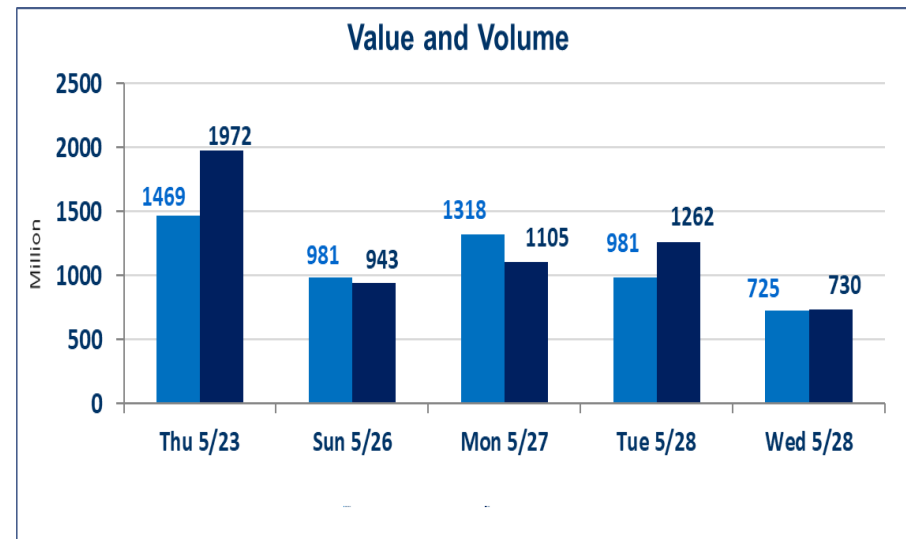
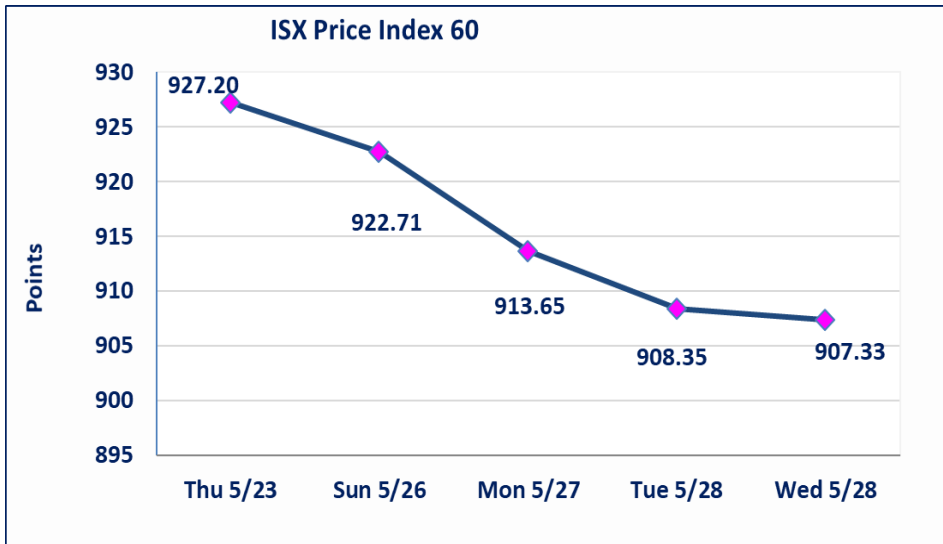
Change **-2.40**

Non Traded Co. 59

High Companies 6

Low Companies 10

Un Listed Companies OTC 2



Gainers

Company Name	Closing Price	Change (%)	Traded Volume
Gulf Commercial Bank	0.360	12.50	327,628,839
Sumer Commerical Bank	0.100	11.11	52,865,000
Economy Bank	0.230	4.55	1,000,000
Commercial Bank of Iraq	0.890	1.14	3,499,000
Baghdad -Iraq Transportation	38.250	0.66	50,000

Traded Volume

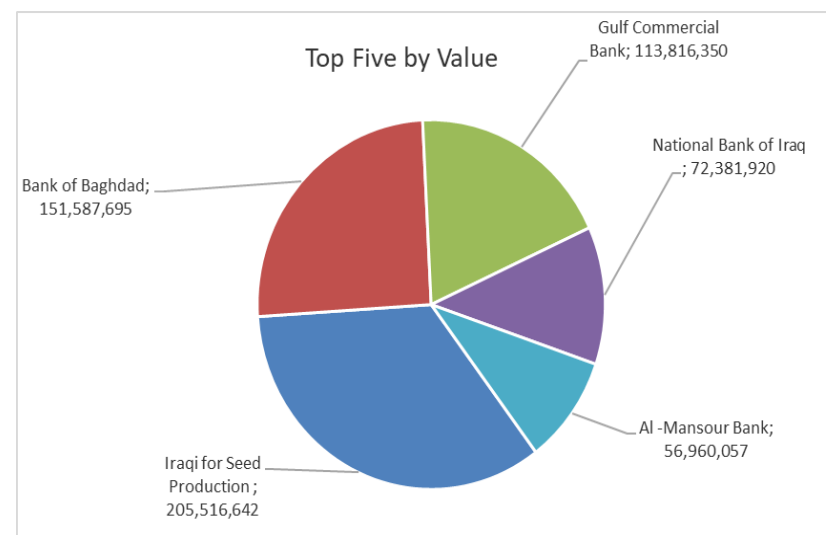
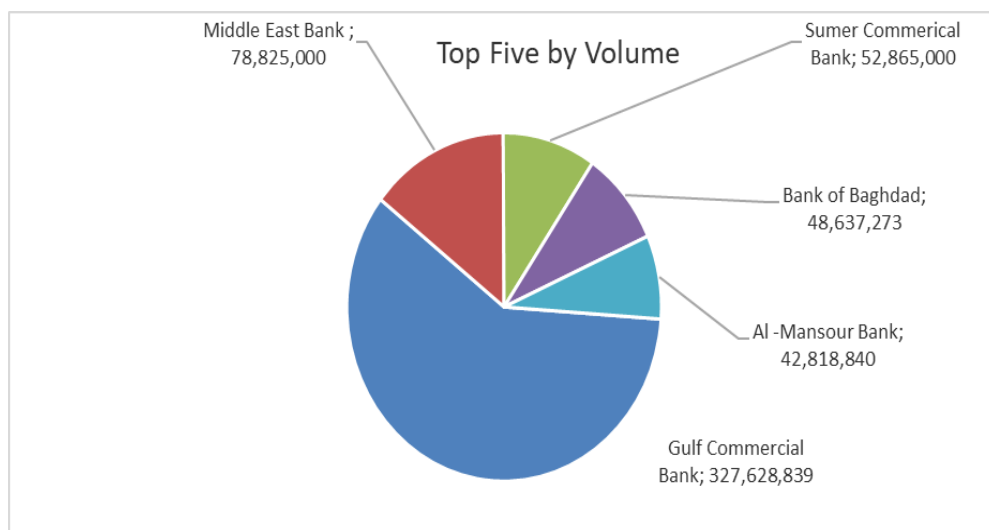
Company Name	Closing Price	Change (%)	Traded Volume
Gulf Commercial Bank	0.360	12.50	327,628,839
Middle East Bank	0.110	0.00	78,825,000
Sumer Commerical Bank	0.100	11.11	52,865,000
Bank of Baghdad	3.110	-1.89	48,637,273
Al -Mansour Bank	1.330	0.00	42,818,840

Losers

Company Name	Closing Price	Change (%)	Traded Volume
Al Attaa Islamic Bank	0.130	-7.14	5,830,000
Palestine Hotel	22.250	-3.26	65,000
Kharkh Tour Amuzement City	4.500	-3.23	60,000
Baghdad for Packing Materials	3.050	-2.24	50,000
Al-Ameen Estate Investment	2.550	-1.92	1,343,083

Traded Value

Company Name	Closing Price	Change (%)	Traded Value
Iraqi for Seed Production	8.050	-0.37	205,516,642
Bank of Baghdad	3.110	-1.89	151,587,695
Gulf Commercial Bank	0.360	12.50	113,816,350
National Bank of Iraq	2.850	-0.70	72,381,920
Al -Mansour Bank	1.330	0.00	56,960,057



Regular Market Bulletin No (101)



Company Name	Code	opening Price	highest price	lowest price	Average price	Prev Average price	Closing Price	prev closing price	change (%)	No.of Trades	Traded Volume	Traded Value
Banks Sector												
Bank of Baghdad	BBOB	3.170	3.170	3.100	3.120	3.120	3.110	3.170	-1.89	91	48,637,273	151,587,695
Commercial Bank of Iraq	BCOI	0.890	0.890	0.890	0.890	0.880	0.890	0.880	1.14	6	3,499,000	3,114,110
Economy Bank	BEFI	0.230	0.230	0.230	0.230	0.220	0.230	0.220	4.55	1	1,000,000	230,000
Gulf Commercial Bank	BGUC	0.330	0.360	0.330	0.350	0.310	0.360	0.320	12.50	99	327,628,839	113,816,350
Investment Bank of Iraq	BIBI	0.390	0.390	0.380	0.380	0.380	0.380	0.380	0.00	12	16,884,710	6,446,190
Iraqi Islamic Bank	BIIB	1.100	1.100	1.080	1.080	1.090	1.080	1.090	-0.92	38	32,407,526	35,114,694
Middle East Bank	BIME	0.110	0.120	0.110	0.110	0.110	0.110	0.110	0.00	26	78,825,000	8,699,000
Mosul Bank For Investment	BMFI	0.170	0.170	0.170	0.170	0.170	0.170	0.170	0.00	4	32,000,000	5,440,000
Al -Mansour Bank	BMNS	1.330	1.340	1.330	1.330	1.330	1.330	1.330	0.00	22	42,818,840	56,960,057
National Bank of Iraq	BNOI	2.870	2.870	2.800	2.820	2.820	2.850	2.870	-0.70	36	25,686,832	72,381,920
Sumer Commerical Bank	BSUC	0.100	0.100	0.100	0.100	0.090	0.100	0.090	11.11	3	52,865,000	5,286,500
Al-Taif Islamic Bank	BTIB	0.700	0.700	0.700	0.700	0.700	0.700	0.700	0.00	1	19,364	13,555
United Bank	BUND	0.080	0.080	0.080	0.080	0.080	0.080	0.080	0.00	6	5,708,745	456,700
Total Of Banks Sector										345	667,981,129	459,546,771
Telecommunication Sector												
Asia Cell Telecommunication	TASC	9.400	9.400	9.380	9.400	9.400	9.400	9.400	0.00	15	1,772,872	16,661,997
Total Of Telecommunication										15	1,772,872	16,661,997
Services Sector												
Baghdad -Iraq Transportatio	SBPT	38.250	38.250	38.250	38.250	38.010	38.250	38.000	0.66	5	50,000	1,912,500
Kharkh Tour Amuzement Cit	SKTA	4.500	4.500	4.500	4.500	4.650	4.500	4.650	-3.23	2	60,000	270,000
Mamoura Realestate Invest	SMRI	6.950	6.950	6.950	6.950	6.950	6.950	6.950	0.00	2	500,000	3,475,000
Total Of Services Sector										9	610,000	5,657,500
Industry Sector												
Baghdad Soft Drinks	IBSD	4.250	4.250	4.250	4.250	4.250	4.250	4.250	0.00	16	2,230,885	9,481,261
Iraqi Marketing Date	IIDP	1.650	1.650	1.620	1.650	1.650	1.620	1.650	-1.82	2	168,408	277,321
Al-Mansour Pharmaceutical	IMAP	1.870	1.870	1.870	1.870	1.870	1.870	1.870	0.00	10	3,513,130	6,569,553
Metallic Industries and Bicy	IMIB	1.900	1.900	1.900	1.900	1.890	1.900	1.900	0.00	1	19,392	36,845
Total Of Industry Sector										29	5,931,815	16,364,980
Hotels Sector												
Baghdad Hotel	HBAG	10.850	10.850	10.850	10.850	10.830	10.850	10.850	0.00	2	152,018	1,649,395
Ishtar Hotel	HISH	9.600	9.600	9.600	9.600	9.600	9.600	9.600	0.00	4	250,000	2,400,000
National for Tourist Investm	HNTI	10.780	10.800	10.780	10.790	10.770	10.780	10.770	0.09	3	329,906	3,558,287
Total Of Hotels Sector										9	731,924	7,607,682
Agriculture Sector												
Agricultural Products Meat	AIPM	4.750	4.750	4.750	4.750	4.750	4.750	4.750	0.00	1	198,820	944,395
Iraqi for Seed Production	AISP	8.060	8.060	8.050	8.050	8.060	8.050	8.080	-0.37	53	25,527,999	205,516,642
Total Of Agriculture Sector										54	25,726,819	206,461,037
Total Of Regular										461	702,754,559	712,299,967

Non Regular Market Bulletin No (100)

Company Name	Code	opening Price	highest price	lowest price	Average price	Prev Average price	Closing Price	prev closing price	change (%)	No.of Trades	Traded Volume	Traded Value
Banks Sector												
Al Attaa Islamic Bank	BLAD	0.130	0.130	0.130	0.130	0.140	0.130	0.140	-7.14	3	5,830,000	757,900
Credit Bank	BROI	0.950	0.950	0.950	0.950	0.950	0.950	0.950	0.00	1	500,000	475,000
Trust International Islamic Bank	BTRU	0.750	0.750	0.750	0.750	0.750	0.750	0.750	0.00	1	100,000	75,000
Total Of Banks Sector										5	6,430,000	1,307,900
Investment Sector												
Al-Ameen for Financial Investment	VAMF	1.000	1.000	1.000	1.000	1.000	1.000	1.000	0.00	1	19,625	19,625
Total Of Investment Sector										1	19,625	19,625
Services Sector												
Al-Ameen Estate Investment	SAEI	2.550	2.550	2.550	2.550	2.600	2.550	2.600	-1.92	4	1,343,083	3,424,862
Total Of Hotels Sector										4	1,343,083	3,424,862
Industry Sector												
Baghdad for Packing Materials	IBPM	3.050	3.050	3.050	3.050	2.230	3.050	3.120	-2.24	2	50,000	152,500
Total Of Industry Sector										2	50,000	152,500
Total of Non Regular										12	7,842,708	4,904,887

Undisclosed Platform Companies Bulletin (101)

Company Name	Code	opening Price	highest price	lowest price	Average price	Prev Average price	Closing Price	prev closing price	change (%)	No.of Trades	Traded Volume	Traded Value
Banks Sector												
Babylon Bank	BBAY	0.080	0.080	0.080	0.080	0.080	0.080	0.080	0.00	1	2,500,000	200,000
Total Of Banks Sector										1	2,500,000	200,000
Industry Sector												
Electronic Industries	IELI	0.750	0.750	0.750	0.750	0.750	0.750	0.750	0.00	1	32,509	24,382
Al-Hilal Industries	IHLI	0.980	0.980	0.980	0.980	0.980	0.980	0.980	0.00	8	10,194,816	9,990,920
Iraqi Carton Manufacturies	IICM	1.100	1.100	1.100	1.100	1.100	1.100	1.100	0.00	1	27,755	30,531
The Light Industries	ITLI	0.690	0.690	0.690	0.690	0.690	0.690	0.690	0.00	3	2,500,000	1,725,000
Total Of Industry Sector										13	12,755,080	11,770,832
Hotels Sector												
Palestine Hotel	HPAL	22.250	22.250	22.250	22.250	23.000	22.250	23.000	-3.26	1	65,000	1,446,250
Total Of Hotels Sector										1	65,000	1,446,250
Total of un disclosed										15	15,320,080	13,417,082
Grand Total										488	725,917,347	730,621,935

Iraq Stock Exchange
Non Iraqis' Bulletin Wednesday May 29 2024
Regular Market



Non Iraqi Trading of Regular Market (Sell)

Company Names	Code	No.of trades	Traded Shares	Trading Volume
Banks Sector				
Bank Of Baghdad	BBOB	17	11,000,000	34,166,020
Total Bank sector		17	11,000,000	34,166,020
Grand Total		17	11,000,000	34,166,020

Iraq Stock Exchange



Trading Session Wednesday 29/5/2024

Not Trading OTC

Company Name	Code	Previous Average price
Rabee Securities	FRSE	—
Karmal Brokerage	FKSX	10.000



Not Trading Bonds Bulletin

Bond type	Publish type	Code	last trading price	immortilize date
Banaa Bonds / million ID	First	CB10	1030000	12/10/2025
Banaa Bonds / million ID	second	CB20	964981	19/12/2025
Amara Bonds /500 thousand	First	CB25	—	10/09/2025
Amara Bonds /Million ID	First	CB30	984000	10/09/2027
Amara Bonds /500 thousand	Second	CB35	—	—
Amara Bonds /Million ID	Second	CB40	—	—
Amara Bonds /500 thousand	Third	CB45	—	—
Amara Bonds /Million ID	Third	CB50	—	—

Iraq Stock Exchange non trading companies on Wednesday 29/5/2024

Company Names	Code	Previous Average Price	Closing Price
Banking Sector			
Cihan Islamic Bank	BCIH	2.200	2.200
Asia Al Iraq Islamic Bank	BAIB	0.900	0.900
Elaf Islamic Bank	BELF	0.470	0.470
National Islamic Bank	BNAI	0.620	0.620
Union Bank of Iraq	BUOI	0.210	0.220
Kurdistan International Bank	BKUI	0.900	0.900
Insurance Sector			
Al-Khatem Telecoms	TZNI	2.750	2.700
Insurance Sector			
Al-Ameen for Insurance	NAME	0.600	0.600
Dar Al-Salam for Insurance	NDSA	0.840	0.840
Gulf Insurance	NGIR	0.400	0.400
Services Sector			
Rehab Karbala	HKAR	0.800	0.800
Al-Mosul for funfairs	SMOF	8.700	8.700
Al-Nukhba for construction	SNUC	0.670	0.700
Industry Sector			
Al -Khazer Road for Construction Material	IKHC	2.500	2.500
Iraqi Engineering Works	IIEW	3.850	3.850
Iraqi For Tufted Carpets	IITC	15.000	15.000
Al-Kindi of Veterinary Vaccines	IKLV	1.620	1.620
Ready Made Clothes	IRMC	3.310	3.310
Modern Sewing	IMOS	10.490	10.490
Hotels Sector			
Tourist Village of Mosul dam	HTVM	11.000	11.000
Babylon Hotel	HBAY	110.000	110.000
Al-Mansour Hotel	HMAN	45.000	45.000
Agriculture Sector			
Middle East for Production- Fish	AMEF	7.400	7.400
Al-Ahlyia agricultural production	AAHP	0.950	0.950
Iraqi Agricultural Products	AIRP	23.850	23.850
Modern for Animal Production	AMAP	0.450	0.450
Company Names	Code	Previous Average Price	Closing Price
Banks Sector			
World Islamic Bank	BWOR	1.000	1.000
Arabiya Islamic Bank	BAAI	1.000	1.000
Zain Al-Iraq Islamic Bank	BZII	0.340	0.340
Al-Qurtas Islamic Bank	BQUR	1.000	1.000
Arabiya Islamic Bank	BAAI	1.000	1.000
Ameen Al Iraq Islamic Bank	BAME	1.000	1.000
International Development Bank	BIDB	1.000	1.000
Al- Qabidh Islamic Bank	BQAB	0.240	0.240
Al Anssari Islamic Bank	BANS	1.000	1.000
Iraq Noor Islamic Bank	BINI	1.050	1.050
Erbil Bank	BERI	0.110	0.110
Trans Iraq Bank for Investment	BTRI	0.740	0.740
AL- Mashreq al-Arabi Islamic Bank	BAMS	-	-
Region Trade Bank	BRTB	1.000	1.000
Al Mustashar Bank	BMUI	1.000	1.000
Erbil Bank	BERI	0.110	0.110
International Islamic Bank	BINT	0.330	0.330
Insurance Sector			
Alahliya For Insurance	NAHF	0.330	0.330
Al -Hamraa Insurance	NHAM	0.950	0.950

Investment Sector			
AL-Zawraa for Financial Investment	VZAF	0.180	0.180
AL-Wiaam for Financial Investment	VWIF	0.310	0.350
Bain Al-Nahrain Financial Investment	VMES	0.900	0.900
Services Sector			
Ibdaa Al-Sharq Al-Awsat	SIBD	1.000	1.000
Industry Sector			
Fallujah for construction Materials	IFCM	3.550	3.550
National Furniture Industries	IHFI	2.300	2.300
Modern chemical industries	IMCI	100.000	100.000
Hotels Sector			
Ashour Hotel	HASH	17.000	17.000
Agriculture Sector			
Al-Ribas for Poultry and Fodder	AREB	-	-
Company Names	Code	Previous Average Price	Closing Price
Services Sector			
AL-Badia for General Trans	SBAG	0.600	0.600
General Transportation	SIGT	0.950	0.950
IndustrySector			
National Chemical &Plastic	INCP	1.800	1.850
Modern Construction Materials	IMCM	0.600	0.600
Investment Sector			
AL- Batek Investment	VBAT	0.380	0.380
Alkhair for financial Investment	VKHF	0.200	0.200
Hotels Sector			
Al-Sadeer Hotel	HSAD	28.000	28.000

Iraq Stock Exchange Suspended Companies

Al-Rajih Islamic Bank (BRAJ)	19/09/2021	The trading suspended for not produce the Annual disclosure for 2020 at closing price (1.000) ID.
North Bank (BNOR)	31/10/2022	The trading suspended by ISC decision at closing price (0.070) ID.

Iraq Stock Exchange News of listed companies Wednesday 29/5/2024

Companies News

Cihan Islamic Bank (BCIH)	General Assembly Meeting will be hold on Friday 7/6/2024 at the company to discuss increasing in company capital according to 55/ First . Trading has been suspend on Tuesday 4/6/2024 .
Gulf Commercial Bank (BGUC)	General Assembly Meeting will be hold on Friday 7/6/2024 at Erbil / Armada Hotel to discuss financial statement of 2023 . Trading has been suspend on Tuesday 4/6/2024 .
National Islamic Bank (BNAI)	General Assembly Meeting will be hold on Saturday 8/6/2024 at the company to discuss financial statement of 2023 , increasing in company capital from 301 billion to 351 billion according to 55/ First & second. Trading has been suspend on Tuesday 4/6/2024 .
Rabee Securities (FRSE)	General Assembly Meeting will be hold on Sunday 9/6/2024 at the company to discuss financial statement of 2023 , cash dividend, elect new board of Administration council . Last trading session will be on Thursday 6/6/2024 and re trading on Monday session 10/6/2024 .
Ibdaa Al-Sharq Al-Awsat (SIBD)	General Assembly Meeting will be hold on Tuesday 11/6/2024 at the Iraqi Middle East Bank to resign the Auditors and elect new one . Trading has been suspend on Thursday 6/6/2024 .
Tourist Village of Mosul dam (HTVM)	General Assembly Meeting will be hold on Friday 28/6/2024 at Al Mousil Modern Plaza Hall to discuss financial statement of 2023. Trading has been suspend on Monday 24/6/2024 .
out of trading	
Babil Animal&vegetable Products (ABAP)	General Assembly Meeting will be hold on Sunday 19/5/2024 at the Al Jadriya to discuss financial statement of 2021,2022 , cash dividend , discuss the deficit Trading has been suspend on Thursday 7/12/2023 .
Iraqi Land Transport (SILT)	General Assembly Meeting will be hold on Wednesday 6/3/2024 at the Trade Ministry VIP Hall to resign the current board of Administration and elect new five board of Administration .Trading has been suspend on Sunday 3/3/2024.
Ashur International Bank (BASH)	General Assembly Meeting will be hold on Wednesday 29/5/2024 at the Alriyada Station to discuss financial statement of 2022 , cash dividend, elect seven members of Administration council . Trading has been suspend on Sunday 26/5/2024 .
Al Janoob Islamic Bank Investment (BJI)	General Assembly Meeting will be hold on Saturday 1/6/2024 at the company to discuss financial statement of 2023 , cash dividend . Trading has been suspend on Tuesday 28/5/2024 .